

Version	Date
eSignal 12.11	April 2019

eSignal 12.11 introduces several new features and enhancements for active traders and investors. Below is a summary of the new features, enhancements and important bug fixes. For more detailed information about any of these features please visit the [eSignal KnowledgeBase](http://kb.esignal.com) (kb.esignal.com).

## New Features and major enhancements

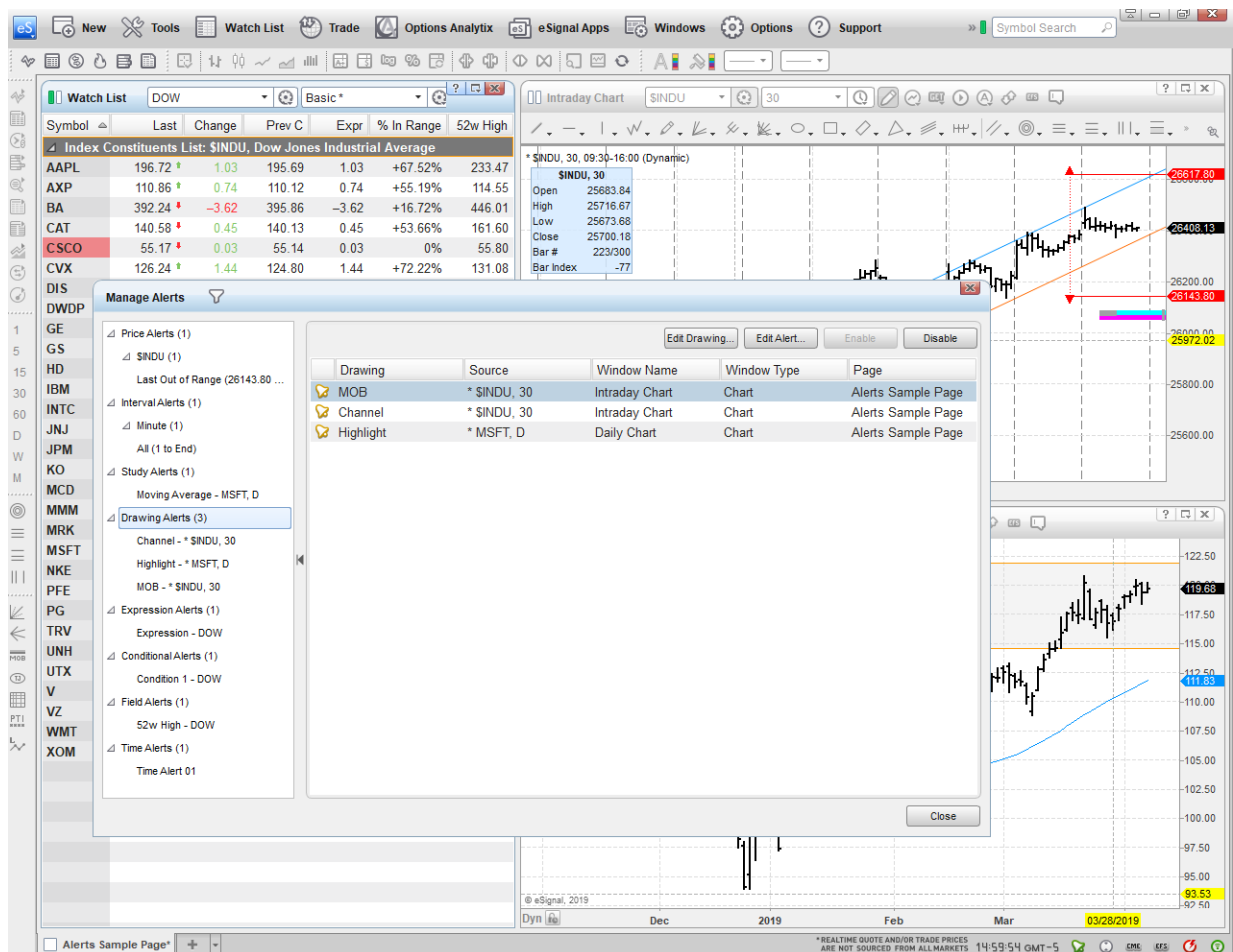
The following list highlights new features and major enhancements introduced in eSignal 12.11

### Alerts

- **Redesigned Manage Alerts window**

The Manage Alerts window has been completely redesigned and now allows users to view, edit in-place and manage from within a single dialog, any and all Alerts based on Price, Interval, Built-in Study, Drawing Tool, Expression, Conditional Formatting, Field or Time that have been added to any window in any page.

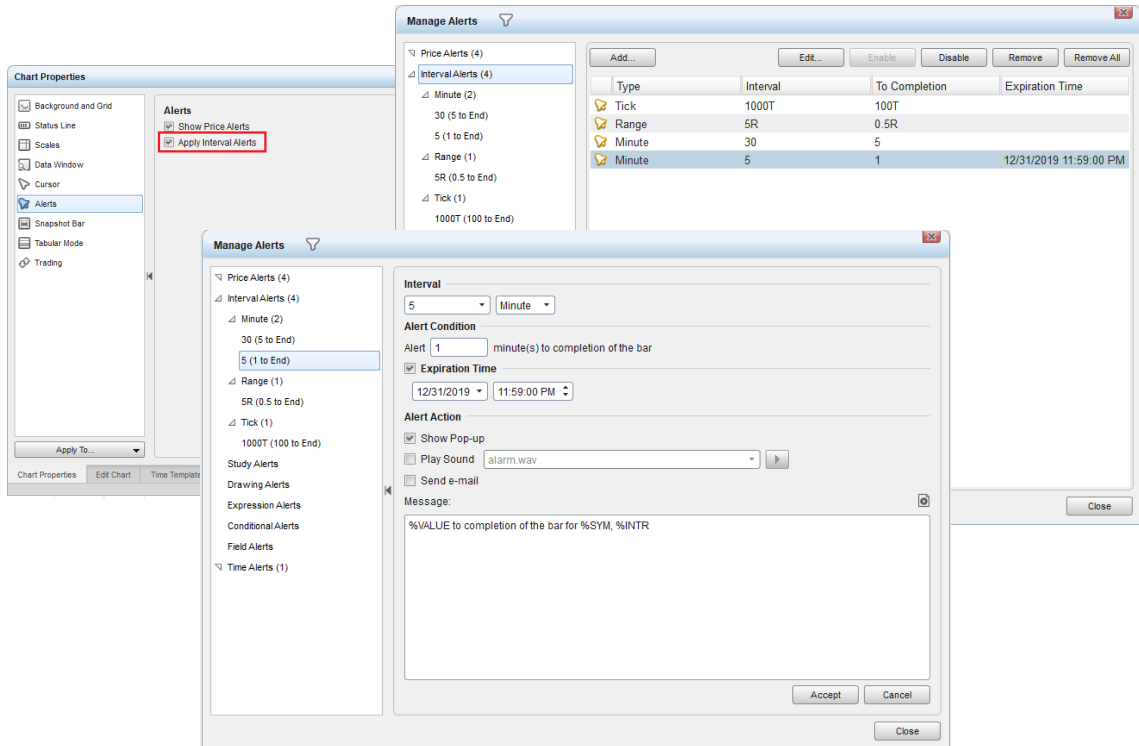
Additionally it also allows users to open directly from the Manage Alerts the Edit dialogs of the corresponding Built-in Studies, Drawing Tools, Expressions, Conditional Formatting or Fields thereby allowing to edit their Properties.



Version	Date
eSignal 12.11	April 2019

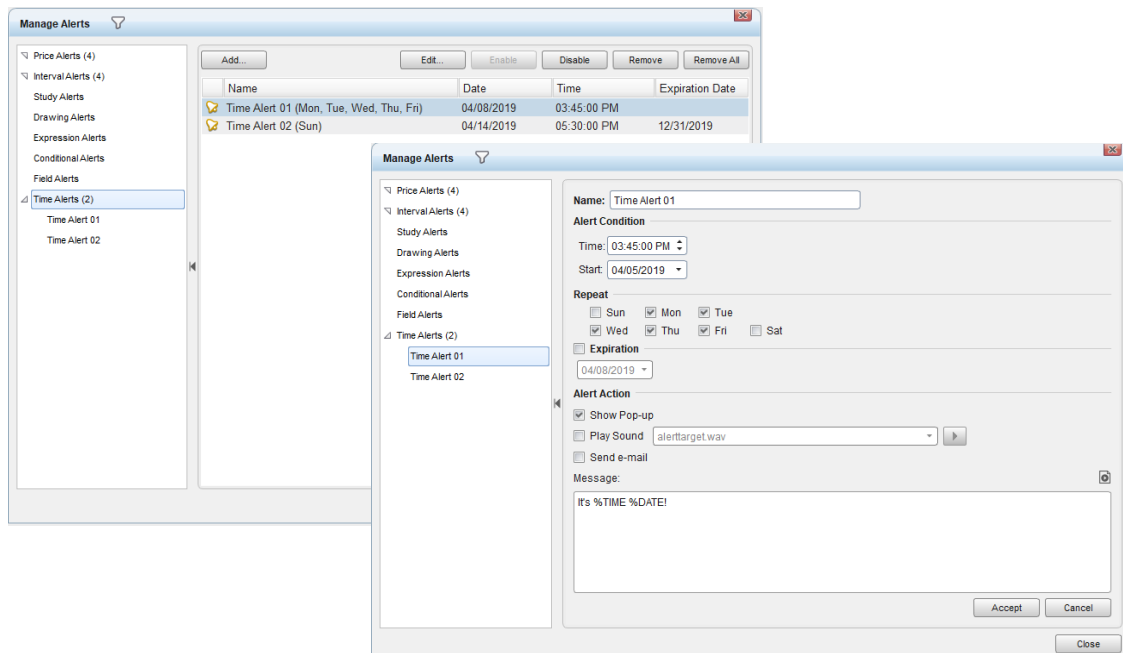
- **Added Interval Alerts <sup>RT</sup>**

Users now have the option to generate countdown Alerts for any intraday interval in a Chart.



- **Added Time Alerts**

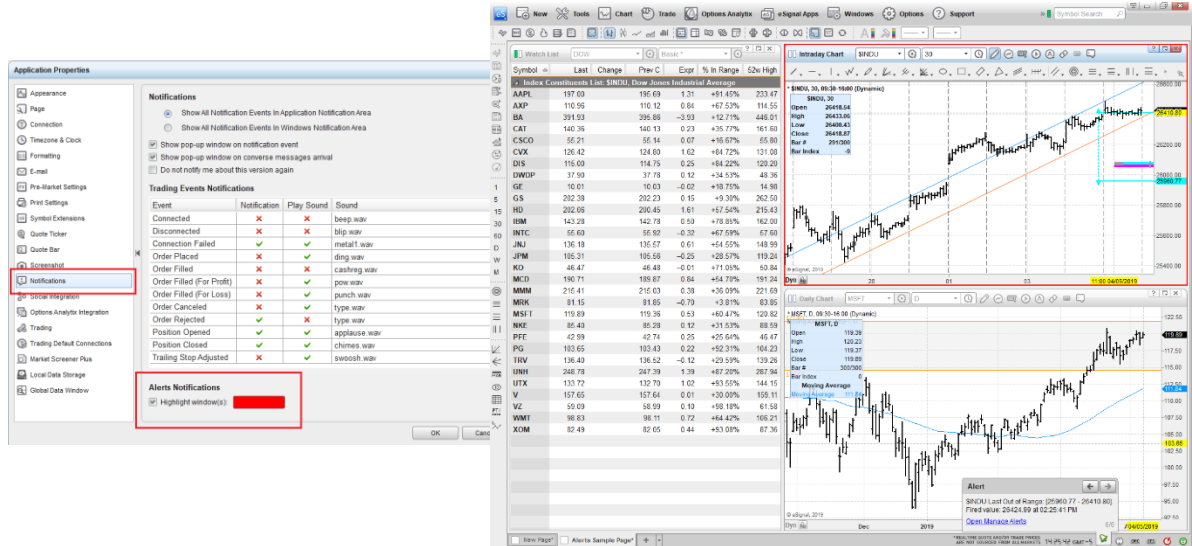
Users now have the option to generate Alerts based on a user defined time which can be applied to a specific day (or days) of a week.



Version	Date
eSignal 12.11	April 2019

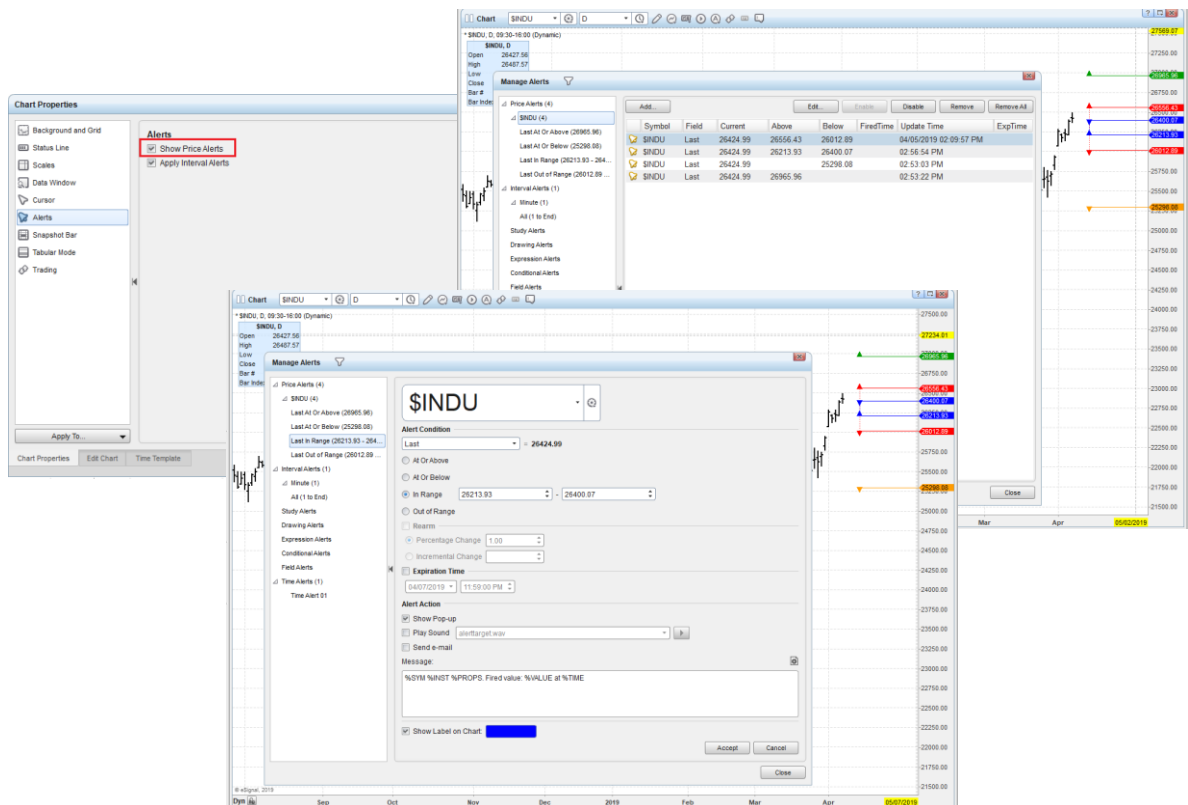
- Added option to highlight window(s) that generate an Alert**

Users now have the option to highlight in a color of their choice the window (or windows) that generate an Alert (top right Chart in the example shown below)



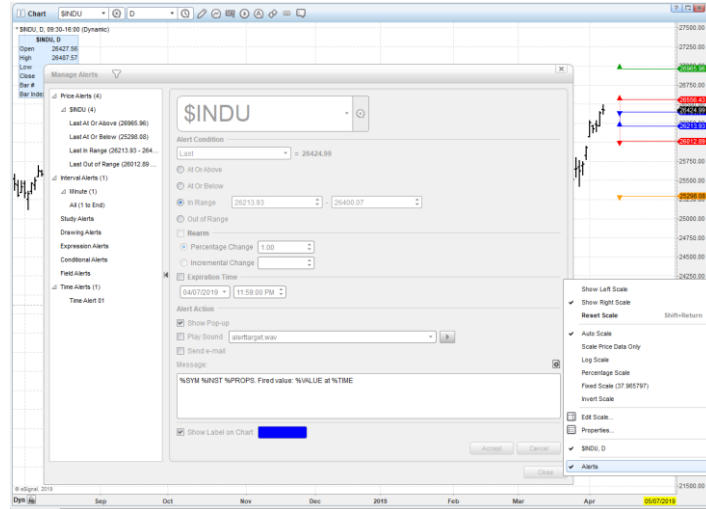
- Added option to display Price Alerts on a Chart <sup>RT</sup>**

Users now have the option to display and edit (through click and drag) Price Alerts directly in the Chart window itself.



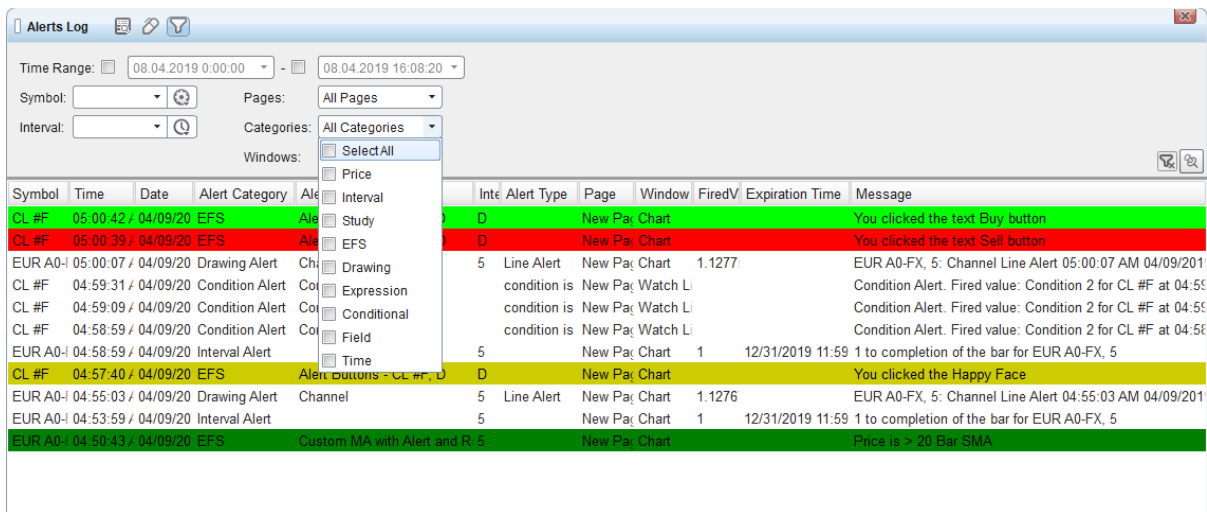
Version	Date
eSignal 12.11	April 2019

In addition to displaying the Price Alerts on a Chart, users can also choose whether to display the label for these Alerts on the Price Scale



- **Redesigned Alerts Log window**

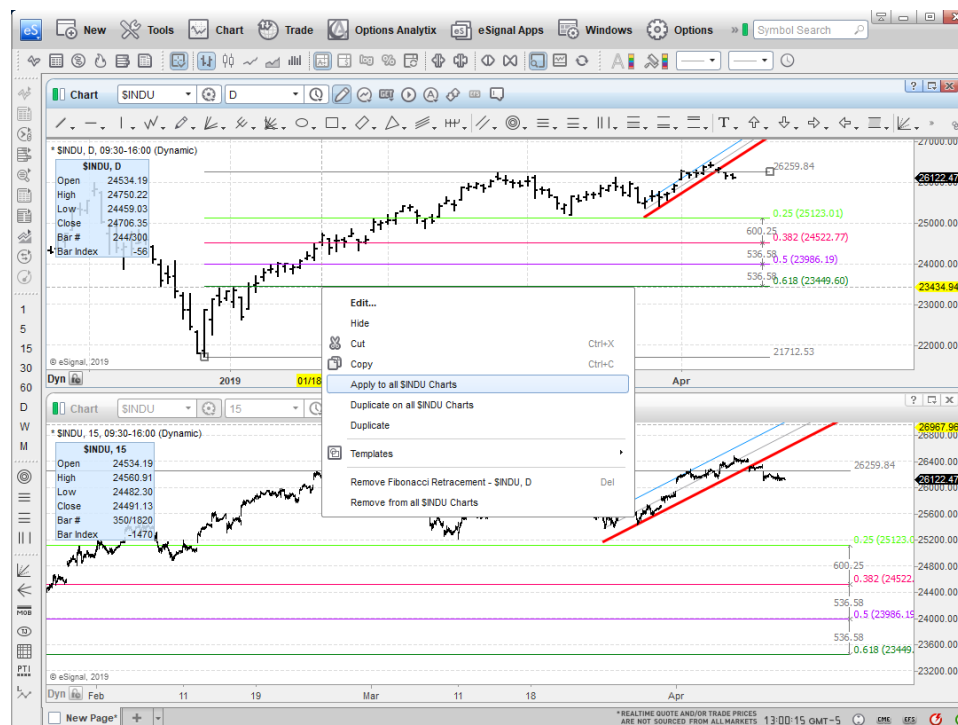
In parallel with the Manage Alerts window, the Alerts Log window has also been completely redesigned and now allows users to view all the alerts (or any user defined selection thereof) generated by Price, Interval, Built-in Study, Drawing Tool, Expression, Conditional Formatting, Field or Time in addition to those triggered by EFS.



Version	Date
eSignal 12.11	April 2019

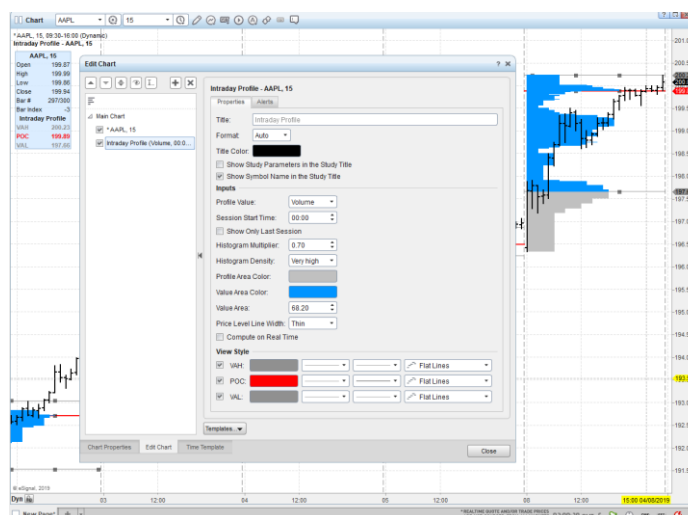
## Chart

- Added option to apply select Drawing Tools to all charts and sub-charts of the same symbol**  
 Users can now “Duplicate” or “Apply” to all other charts and sub-charts of the same symbol the following Drawing Tools: Trend Line, Fibonacci Retracement and Extension, Channel, Regression Trend and Vertical Line. When using the “Apply” command the drawings are linked and synchronized in real time to each other.



## Built-in Studies

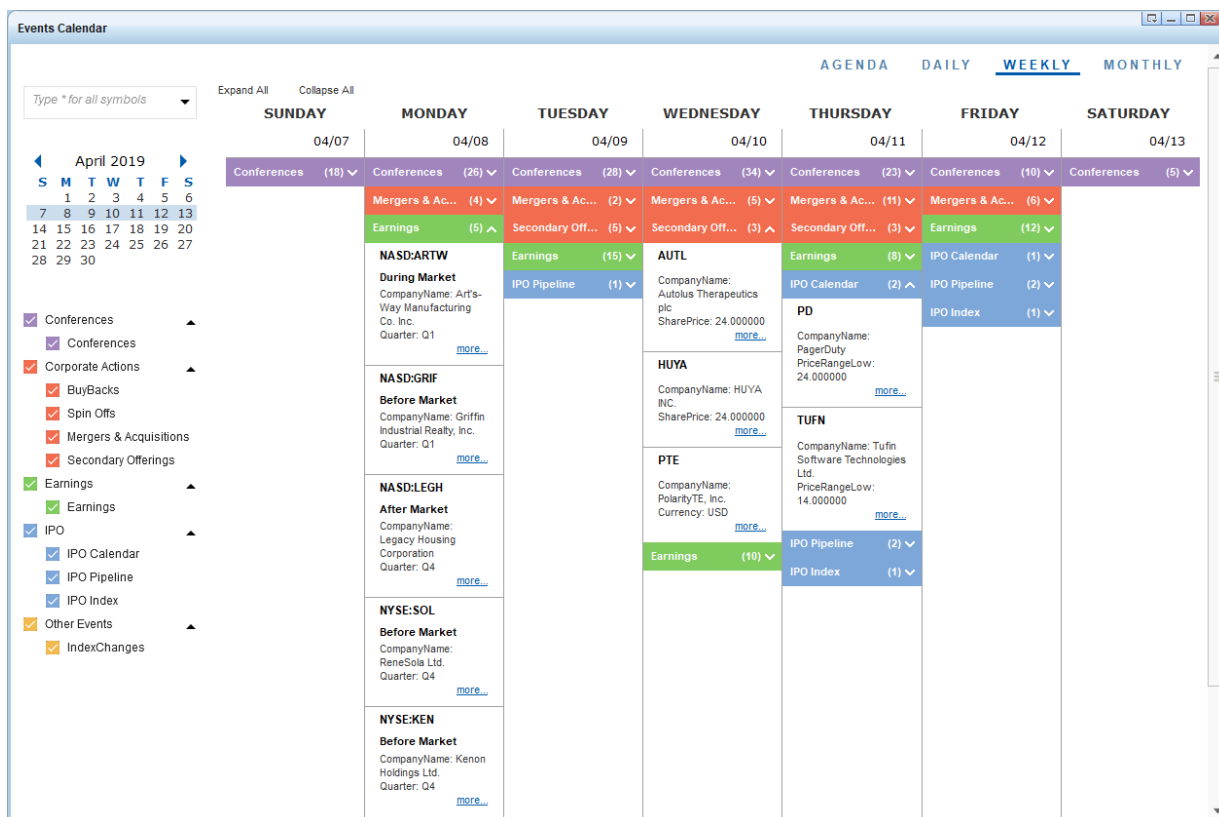
- Enhanced the Intraday Profile study**  
 Users now have the option to base the Intraday Profile study on Price or Volume. Additionally there are also settings to define the Value Area within the Intraday Profile and the thickness of the histogram lines.



Version	Date
eSignal 12.11	April 2019

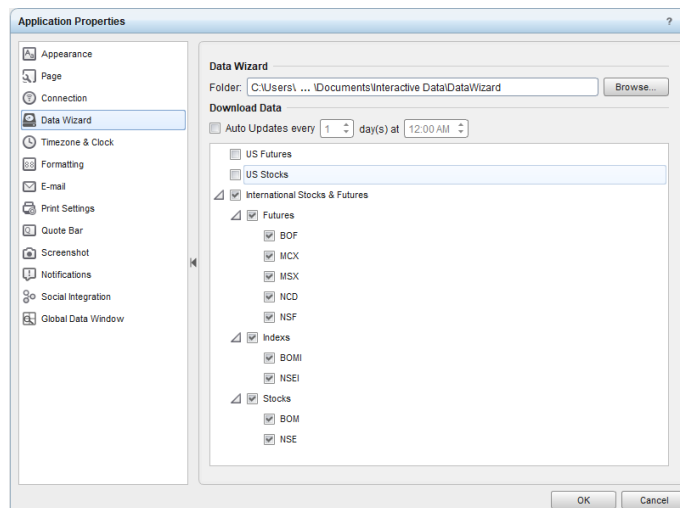
## Events Calendar <sup>RT</sup> COMING SOON

The Events Calendar is a new window that displays events such as Earnings Announcements, Conference Calls, Earnings Calls, IPO Calendars, Secondary Offerings, Buybacks, Merger & Acquisitions, Index Changes, Spinoffs and Board of Director Meetings. Users can select to view these events for specific symbols (or all symbols) and in Monthly, Weekly, Daily or Agenda views.



## Data Wizard <sup>EOD</sup>

Updated data for all intervals is now available for download on an hourly basis.



Version	Date
eSignal 12.11	April 2019

### **Other Enhancements and Fixes**

- Added a global command for the Time Template which can be assigned to a toolbar icon or hotkey. This allows the user to directly open the Time Template of the selected window.
- Fixed an issue where the leftmost Page tab in the Status Bar could not be selected using the mouse.
- Fixed an issue where the Forex Contributor tab could sometimes be missing in Application Properties.
- Fixed an issue with the removeBand(), removeImage() and removeShape() EFS functions.
- Fixed an issue in the IB plugin where the Positions could be updated with a delay.
- Other minor enhancements and fixes.

### **Notes:**

RT – Real Time version only.  
EOD – End Of Day version only